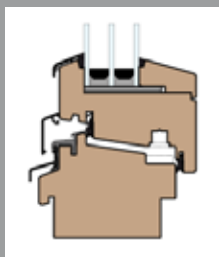


Product type: 1.001

ENERGATE 1042 SYSTEM:

WOOD:



ENERGATE 1042

UNIQUE SPECIFICATIONS





- Wood type: spruce (picea abies) high selected wood without nuts
- Airtight continuous gaskets
- Eco-friendly water-based 4-layer lackering out of ENERGATE color book or any RAL color
- 3-dimensional adjustable window hinges up to 130 kg tested on 20.000 opening and closing cycles
- Thermal bridge free floor connection/flat wheel chair accessible threshold for patio doors
- Optional: fully consealed window hinges
- Optional: magnet contacts for close/open controll

THERMAL INSULATION:		
	SYSTEM	1042 WOOD
FRAME	U_f - W/m²K	0,98*
GLASS	U_G - W/m²K	0,5*
WINDOW	U_w - W/m²K	0,74*

System 1042 is passive house suitable

* Specified values are calculated for tested window: Dual action, single opening window made of softwood: spruce (picea abies) or larch
Glass spacer: ENERGATE Fiber glass Ψ-value 0,032 W/mK · Window Size: 1,23 x 1,48 m · Norm: EN ISO 10077- 1:2000-11

Thermal insulation depends on the model selection of the customers

	Water tightness: DIN EN 12208	E900 single opening window up to size 1,2 x 1,8 m
	Wind load resistance: DIN EN 12210	C5 (1/300, 2000/1000/3000 Pa) single opening window
	Air permeability: DIN EN12207	Class 4 (>0,1m³/hm@600Pa) single opening window
	Sound insulation DIN EN 4109	R_w (C,C_{tr}) = 41 (-2;-4)dB
	Impact resistance DIN EN13049	Class 4 single opening window
	Duration Function (20.000 locking cycles) DIN EN 1191	Class 3 DIN EN 12400
	Burglar resistance (optional)	WK 2 (9 locking points against standard 2)
Tested by laboratory accredited according to ISO17025		