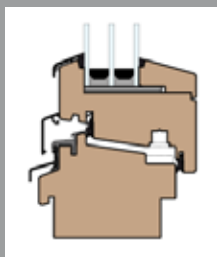


**Product type: 1.001**

**ENERGATE 1042 SYSTEM:**

**WOOD:**



ENERGATE 1042

**UNIQUE SPECIFICATIONS**





- Wood type: spruce (picea abies) high selected wood without nuts
- Airtight continuous gaskets
- Eco-friendly water-based 4-layer lackering out of ENERGATE color book or any RAL color
- 3-dimensional adjustable window hinges up to 130 kg tested on 20.000 opening and closing cycles
- Thermal bridge free floor connection/flat wheel chair accessible threshold for patio doors
- Optional: fully consealed window hinges
- Optional: magnet contacts for close/open controll

THERMAL INSULATION:		
	<b>SYSTEM</b>	<b>1042</b> WOOD
FRAME	<b>U<sub>f</sub> - W/m<sup>2</sup>K</b>	0,98*
GLASS	<b>U<sub>G</sub> - W/m<sup>2</sup>K</b>	0,5*
WINDOW	<b>U<sub>w</sub> - W/m<sup>2</sup>K</b>	<b>0,74*</b>

System 1042 is passive house suitable

\* Specified values are calculated for tested window: Dual action, single opening window made of softwood: spruce (picea abies) or larch  
Glass spacer: ENERGATE Fiber glass Ψ-value 0,032 W/mK · Window Size: 1,23 x 1,48 m · Norm: EN ISO 10077- 1:2000-11

Thermal insulation depends on the model selection of the customers

	<b>Water tightness:</b> DIN EN 12208	<b>E900</b> single opening window up to size 1,2 x 1,8 m
	<b>Wind load resistance:</b> DIN EN 12210	<b>C5 (1/300, 2000/1000/3000 Pa)</b> single opening window
	<b>Air permeability:</b> DIN EN12207	<b>Class 4 (&gt;0,1m<sup>3</sup>/hm@600Pa)</b> single opening window
	<b>Sound insulation</b> DIN EN 4109	<b>R<sub>w</sub> (C,C<sub>tr</sub>) = 41 (-2;-4)dB</b>
	<b>Impact resistance</b> DIN EN13049	<b>Class 4</b> single opening window
	<b>Duration Function</b> (20.000 locking cycles) DIN EN 1191	<b>Class 3</b> DIN EN 12400
	<b>Burglar resistance (optional)</b>	<b>WK 2 (9 locking points against standard 2)</b>
Tested by laboratory accredited according to ISO17025		